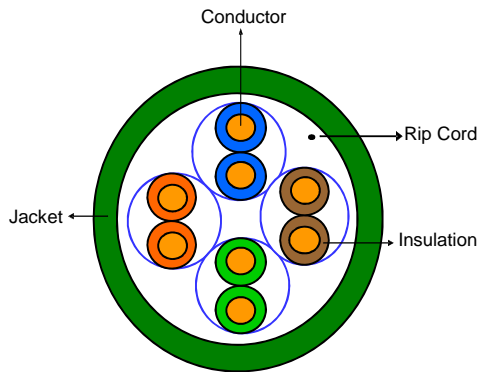


4PAIR 24AWG CAT5E 350MHz. CMP UTP CABLE

Cross Section



Description

Category 5E 24awg, 4pr., UTP, Plenum, Horizontal (Solid) Cable

Application

Application
Horizontal or Vertical(Riser) Wiring in LAN

Reference Standard
ANSI/EIA/TIA 568-C.2 with applicable electrical transmission characteristics

Construction

Conductor	Solid Bare Copper
AWG	24
Conductor Dia.(mm)	0.525
Insulation	FEP
Average Thickness(mm)	0.19
Min.Point Thickness(mm)	0.17
Insulation Dia.(±0.02mm)	0.91
Twisting Lay Length(mm)	30underneath
Cabling Lay Length(±20mm)	140
Jacket	Low Smoke
Average Thickness(mm)	0.5
Min.Point Thickness(mm)	0.43
Outer Dia.(±0.2mm)	5.0
Rip Cord	Yes

Insulation Colors

Insulation colors:

Pair 1:	Blue, White/Blue
Pair 2:	Orange, White/Orange
Pair 3:	Green, White/Green
Pair 4:	Brown, White/Brown

Jacket Colors

Standard	Blue, White, Gray, Yellow
Special	Per customer request

Part No.: 5ECMP244xx



Performance

Electrical Characteristics:

Frequency (MHz)	Return loss (dB)	Attenuation (dB/100m)	NEXT (dB)	ACR (dB)
0.772	19.4	1.8	67.0	65.0
1	20.0	2.0	65.3	63.0
4	23.0	4.1	56.3	52.0
8	24.5	5.8	51.8	46.0
10	25.0	6.5	50.3	44.0
16	25.0	8.2	47.3	39.0
20	25.0	9.3	45.8	37.0
25	24.3	10.4	44.3	34.0
31.25	23.6	11.7	42.9	31.0
62.5	21.5	17.0	38.4	21.0
100	20.1	22.0	35.3	13.0
350	16.3	43.0	32.1	10.4

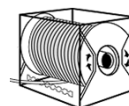
Frequency (MHz)	PSNEXT (dB)	ELFEXT (dB/100m)	ELFEXT B/100m	Delay is/100m
0.772	64.0	66.0	63.0	575.0
1	62.3	63.8	60.8	570.0
4	53.3	51.7	48.7	552.0
8	48.8	45.7	42.7	546.7
10	47.3	43.8	40.8	545.4
16	44.3	39.7	36.7	543.0
20	42.8	37.7	34.7	542.0
25	41.3	35.8	32.8	541.2
31.25	39.9	33.9	30.9	540.4
62.5	35.4	27.8	24.8	538.6
100	32.3	23.8	20.8	537.6
350	30.1	16.0	13.0	535.6

1.0-100.0MH impedance(ohms)	100±15
1.0-100.0MH Delay Skew(ns/100m)	<=45
Pair-to-Ground Capacitance Unbalance(Pf/100m)	<=330
Max. Conductor DC Resistance 20°C (ohms/km)	93.8
Resistance Unbalance(%)	<=5

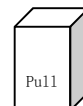
Mechanical Characteristics:

Test Object	Jacket
Test Material	Low Smoke
Before Tensile Strength(Mpa)	>=13.8
Aging Elongation (%)	>=100
Aging Condition(°Cxhrs)	100x240
After Tensile Strength (Mpa)	>=85% of unaged
After Elongation (%)	>=50% of unaged
Cold Bend(-20±2°Cx4hrs)	No crack

Standard Packaging



Spool in Box



Pull Box

Weight: 24 lbs.

*All values in this specification are nominal and are subjective to tolerances of +/- 10 to 15%.

It is the sole responsibility of the user to have the most current specification. Specifications are subject to change without notice.