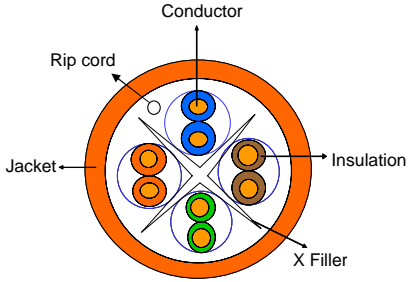





4PAIR 23AWG CAT 6E 600MHZ. CMR UTP CABLE

Cross Section		Part No.: 6CMR234xx																																																																																																																																													
																																																																																																																																															
Description		Construction																																																																																																																																													
Category 6, 4 pair, 23awg, UTP, CMR, Horizontal (Solid) Cable Reference Standard ANSI/EIA/TIA 568-C.2 with applicable electrical transmission characteristics		<table border="0"> <tr><td>Conductor</td><td>Solid Bare Copper</td></tr> <tr><td>AWG</td><td>23</td></tr> <tr><td>Conductor Dia.(mm)</td><td>0.540</td></tr> <tr><td>Insulation</td><td>HDPE</td></tr> <tr><td>Average Thickness(mm)</td><td>0.25</td></tr> <tr><td>Min.Point Thickness(mm)</td><td>0.17</td></tr> <tr><td>Insulation Dia.(±0.02mm)</td><td>1</td></tr> <tr><td>Twisting Lay Length(mm)</td><td>30 underneath</td></tr> <tr><td>Cabling Lay Length(±20mm)</td><td>140</td></tr> <tr><td>Jacket</td><td>Low Smoke PVC</td></tr> <tr><td>Average Thickness(mm)</td><td>0.5</td></tr> <tr><td>Min.Point Thickness(mm)</td><td>0.43</td></tr> <tr><td>Outer Dia.(±0.2mm)</td><td>6.0</td></tr> <tr><td>Rip Cord</td><td>Yes</td></tr> </table>		Conductor	Solid Bare Copper	AWG	23	Conductor Dia.(mm)	0.540	Insulation	HDPE	Average Thickness(mm)	0.25	Min.Point Thickness(mm)	0.17	Insulation Dia.(±0.02mm)	1	Twisting Lay Length(mm)	30 underneath	Cabling Lay Length(±20mm)	140	Jacket	Low Smoke PVC	Average Thickness(mm)	0.5	Min.Point Thickness(mm)	0.43	Outer Dia.(±0.2mm)	6.0	Rip Cord	Yes																																																																																																																
Conductor	Solid Bare Copper																																																																																																																																														
AWG	23																																																																																																																																														
Conductor Dia.(mm)	0.540																																																																																																																																														
Insulation	HDPE																																																																																																																																														
Average Thickness(mm)	0.25																																																																																																																																														
Min.Point Thickness(mm)	0.17																																																																																																																																														
Insulation Dia.(±0.02mm)	1																																																																																																																																														
Twisting Lay Length(mm)	30 underneath																																																																																																																																														
Cabling Lay Length(±20mm)	140																																																																																																																																														
Jacket	Low Smoke PVC																																																																																																																																														
Average Thickness(mm)	0.5																																																																																																																																														
Min.Point Thickness(mm)	0.43																																																																																																																																														
Outer Dia.(±0.2mm)	6.0																																																																																																																																														
Rip Cord	Yes																																																																																																																																														
Application		Insulation Colors																																																																																																																																													
<table border="0"> <tr><td>High Speed Data Application</td><td>Digital Video</td></tr> <tr><td>622 Mbps ATM</td><td>Gigabit Ethernet</td></tr> <tr><td>100 Mbps TPDDI</td><td>IEEE802.3 / IEEE802.5</td></tr> <tr><td>100 Base T</td><td></td></tr> </table>		High Speed Data Application	Digital Video	622 Mbps ATM	Gigabit Ethernet	100 Mbps TPDDI	IEEE802.3 / IEEE802.5	100 Base T		<table border="0"> <tr><td>Pair 1:</td><td>Blue, White/Blue</td></tr> <tr><td>Pair 2:</td><td>Orange, White/Orange</td></tr> <tr><td>Pair 3:</td><td>Green, White/Green</td></tr> <tr><td>Pair 4:</td><td>Brown, White/Brown</td></tr> </table>		Pair 1:	Blue, White/Blue	Pair 2:	Orange, White/Orange	Pair 3:	Green, White/Green	Pair 4:	Brown, White/Brown																																																																																																																												
High Speed Data Application	Digital Video																																																																																																																																														
622 Mbps ATM	Gigabit Ethernet																																																																																																																																														
100 Mbps TPDDI	IEEE802.3 / IEEE802.5																																																																																																																																														
100 Base T																																																																																																																																															
Pair 1:	Blue, White/Blue																																																																																																																																														
Pair 2:	Orange, White/Orange																																																																																																																																														
Pair 3:	Green, White/Green																																																																																																																																														
Pair 4:	Brown, White/Brown																																																																																																																																														
Jacket Colors		Performance																																																																																																																																													
Standard: Blue, White, Green, Yellow, Gray, Black, Orange, Red, Purple Special: Per customer request		Electrical Characteristics: <table border="1" style="width: 100%; border-collapse: collapse; text-align: center;"> <thead> <tr style="background-color: #cccccc;"> <th>Frequency (MHz)</th> <th>Attenuation (dB/100m)</th> <th>NEXT (dB)</th> <th>ACR (db)</th> <th>PSNEXT (dB)</th> <th>ELFEXT (dB/100m)</th> <th>PSELFEXT (dB/100m)</th> </tr> </thead> <tbody> <tr><td>0.772</td><td>1.8</td><td>76.0</td><td>74.2</td><td>74.0</td><td>-</td><td>-</td></tr> <tr><td>1</td><td>2.0</td><td>74.3</td><td>72.3</td><td>72.3</td><td>67.8</td><td>64.8</td></tr> <tr><td>4</td><td>3.8</td><td>65.3</td><td>61.5</td><td>63.3</td><td>55.7</td><td>52.8</td></tr> <tr><td>8</td><td>5.3</td><td>60.8</td><td>55.4</td><td>58.8</td><td>49.7</td><td>46.7</td></tr> <tr><td>10</td><td>6.0</td><td>59.3</td><td>53.3</td><td>57.3</td><td>47.8</td><td>44.8</td></tr> <tr><td>16</td><td>7.6</td><td>56.2</td><td>48.6</td><td>54.2</td><td>43.7</td><td>40.7</td></tr> <tr><td>20</td><td>8.5</td><td>54.8</td><td>46.2</td><td>52.8</td><td>41.7</td><td>38.8</td></tr> <tr><td>25</td><td>9.5</td><td>53.3</td><td>43.7</td><td>51.3</td><td>39.8</td><td>36.8</td></tr> <tr><td>31.25</td><td>10.7</td><td>51.9</td><td>41.1</td><td>49.9</td><td>37.9</td><td>34.8</td></tr> <tr><td>62.5</td><td>15.7</td><td>47.4</td><td>31.7</td><td>45.4</td><td>31.8</td><td>28.9</td></tr> <tr><td>100</td><td>19.8</td><td>44.3</td><td>24.1</td><td>42.3</td><td>27.8</td><td>24.8</td></tr> <tr><td>200</td><td>29.0</td><td>39.8</td><td>10.0</td><td>37.8</td><td>21.8</td><td>18.8</td></tr> <tr><td>250</td><td>32.8</td><td>38.3</td><td>4.6</td><td>36.3</td><td>19.8</td><td>16.8</td></tr> <tr><td>300</td><td>36.4</td><td>37.1</td><td>0.7</td><td>35.1</td><td>18.3</td><td>15.3</td></tr> <tr><td>350</td><td>39.8</td><td>36.1</td><td>-</td><td>34.1</td><td>16.9</td><td>13.9</td></tr> <tr><td>400</td><td>43.0</td><td>35.3</td><td>-</td><td>33.3</td><td>15.8</td><td>12.8</td></tr> <tr><td>500</td><td>48.9</td><td>33.8</td><td>-</td><td>31.8</td><td>13.8</td><td>10.8</td></tr> <tr><td>550</td><td>51.8</td><td>33.2</td><td>-</td><td>31.2</td><td>13.0</td><td>10.0</td></tr> <tr><td>600</td><td>54.2</td><td>32.9</td><td>-</td><td>-</td><td>-</td><td>-</td></tr> </tbody> </table> <p><i>* Electrical performance with frequency over 250MHz is only for reference.</i></p>		Frequency (MHz)	Attenuation (dB/100m)	NEXT (dB)	ACR (db)	PSNEXT (dB)	ELFEXT (dB/100m)	PSELFEXT (dB/100m)	0.772	1.8	76.0	74.2	74.0	-	-	1	2.0	74.3	72.3	72.3	67.8	64.8	4	3.8	65.3	61.5	63.3	55.7	52.8	8	5.3	60.8	55.4	58.8	49.7	46.7	10	6.0	59.3	53.3	57.3	47.8	44.8	16	7.6	56.2	48.6	54.2	43.7	40.7	20	8.5	54.8	46.2	52.8	41.7	38.8	25	9.5	53.3	43.7	51.3	39.8	36.8	31.25	10.7	51.9	41.1	49.9	37.9	34.8	62.5	15.7	47.4	31.7	45.4	31.8	28.9	100	19.8	44.3	24.1	42.3	27.8	24.8	200	29.0	39.8	10.0	37.8	21.8	18.8	250	32.8	38.3	4.6	36.3	19.8	16.8	300	36.4	37.1	0.7	35.1	18.3	15.3	350	39.8	36.1	-	34.1	16.9	13.9	400	43.0	35.3	-	33.3	15.8	12.8	500	48.9	33.8	-	31.8	13.8	10.8	550	51.8	33.2	-	31.2	13.0	10.0	600	54.2	32.9	-	-	-	-
Frequency (MHz)	Attenuation (dB/100m)	NEXT (dB)	ACR (db)	PSNEXT (dB)	ELFEXT (dB/100m)	PSELFEXT (dB/100m)																																																																																																																																									
0.772	1.8	76.0	74.2	74.0	-	-																																																																																																																																									
1	2.0	74.3	72.3	72.3	67.8	64.8																																																																																																																																									
4	3.8	65.3	61.5	63.3	55.7	52.8																																																																																																																																									
8	5.3	60.8	55.4	58.8	49.7	46.7																																																																																																																																									
10	6.0	59.3	53.3	57.3	47.8	44.8																																																																																																																																									
16	7.6	56.2	48.6	54.2	43.7	40.7																																																																																																																																									
20	8.5	54.8	46.2	52.8	41.7	38.8																																																																																																																																									
25	9.5	53.3	43.7	51.3	39.8	36.8																																																																																																																																									
31.25	10.7	51.9	41.1	49.9	37.9	34.8																																																																																																																																									
62.5	15.7	47.4	31.7	45.4	31.8	28.9																																																																																																																																									
100	19.8	44.3	24.1	42.3	27.8	24.8																																																																																																																																									
200	29.0	39.8	10.0	37.8	21.8	18.8																																																																																																																																									
250	32.8	38.3	4.6	36.3	19.8	16.8																																																																																																																																									
300	36.4	37.1	0.7	35.1	18.3	15.3																																																																																																																																									
350	39.8	36.1	-	34.1	16.9	13.9																																																																																																																																									
400	43.0	35.3	-	33.3	15.8	12.8																																																																																																																																									
500	48.9	33.8	-	31.8	13.8	10.8																																																																																																																																									
550	51.8	33.2	-	31.2	13.0	10.0																																																																																																																																									
600	54.2	32.9	-	-	-	-																																																																																																																																									
Standard Packaging		Mechanical Characteristics:																																																																																																																																													
<table border="0"> <tr><td>1.0-100.0MH impedance(ohms)</td><td>100±15</td></tr> <tr><td>1.0-100.0MH Delay Skew(ns/100m)</td><td><=45</td></tr> <tr><td>Pair-to-Ground Capacitance Unbalance(Pf/100m)</td><td><=330</td></tr> <tr><td>Max. Conductor DC Resistance 20 (ohms/km)</td><td>9.38</td></tr> <tr><td>Resistance Unbalance(%)</td><td><=5</td></tr> </table>		1.0-100.0MH impedance(ohms)	100±15	1.0-100.0MH Delay Skew(ns/100m)	<=45	Pair-to-Ground Capacitance Unbalance(Pf/100m)	<=330	Max. Conductor DC Resistance 20 (ohms/km)	9.38	Resistance Unbalance(%)	<=5	<table border="0"> <tr><td>Test Object</td><td>Jacket</td></tr> <tr><td>Test Material</td><td>LS-PVC</td></tr> <tr><td>Before Tensile Strength(Mpa)</td><td>>=13.8</td></tr> <tr><td>Aging Elongation (%)</td><td>>=100</td></tr> <tr><td>Aging Condition(xhrs)</td><td>100x240</td></tr> <tr><td>After Tensile Strength (Mpa)</td><td>>=85% of unaged</td></tr> <tr><td>After Elongation (%)</td><td>>=50% of unaged</td></tr> <tr><td>Cold Bend(-20±2 x4hrs)</td><td>No crack</td></tr> </table>		Test Object	Jacket	Test Material	LS-PVC	Before Tensile Strength(Mpa)	>=13.8	Aging Elongation (%)	>=100	Aging Condition(xhrs)	100x240	After Tensile Strength (Mpa)	>=85% of unaged	After Elongation (%)	>=50% of unaged	Cold Bend(-20±2 x4hrs)	No crack																																																																																																																		
1.0-100.0MH impedance(ohms)	100±15																																																																																																																																														
1.0-100.0MH Delay Skew(ns/100m)	<=45																																																																																																																																														
Pair-to-Ground Capacitance Unbalance(Pf/100m)	<=330																																																																																																																																														
Max. Conductor DC Resistance 20 (ohms/km)	9.38																																																																																																																																														
Resistance Unbalance(%)	<=5																																																																																																																																														
Test Object	Jacket																																																																																																																																														
Test Material	LS-PVC																																																																																																																																														
Before Tensile Strength(Mpa)	>=13.8																																																																																																																																														
Aging Elongation (%)	>=100																																																																																																																																														
Aging Condition(xhrs)	100x240																																																																																																																																														
After Tensile Strength (Mpa)	>=85% of unaged																																																																																																																																														
After Elongation (%)	>=50% of unaged																																																																																																																																														
Cold Bend(-20±2 x4hrs)	No crack																																																																																																																																														
  																																																																																																																																															
<i>Spool in a Box</i> Weight: 34 lbs		<i>Pull Box</i> Weight: 32 lbs.																																																																																																																																													

*All values in this specification are nominal and are subjective to tolerances of +/- 10 to 15%.

It is the sole responsibility of the user to have the most current specification. Specifications are subject to change without notice.